


Simon Greenwood

www.ScaleModelRailways.co.uk

O Gauge Bassett Lowke 4-6-2 Duchess of Montrose no. 6232 Tender Locomotive – Before Restoration



Work completed:

Plate Work and Repair:

- Left Hand & Right Hand Valve Gear: Straighten and affix correctly. Repair Skate Pickups. Re-solder Cab and Roof to edge of Running Plate and Fire box.
- Front Bogie: Fabricate a proper fixing and re-attach correctly to allow proper movement and operation. Fabricate and fit left hand and right hand front steps, and Tender Vent Pipes as missing.
- Boiler Hand Rails: Existing rusty, replace with those of Nickel Silver. Front & Rear Couplings: Broken, replace with those of BL style.

- Mechanism: Improve wear/worn gears. Clean and Oil




Livery:

- Removal of existing paint and prepare paint surface
- Paint and detail in LMS Crimson Lake Livery in the style and finish of Bassett Lowke.
- Application of original vintage Bassett Lowke Number /Lettering transfers and reproduction Bassett Lowke Trademark Transfer under the Cab Fall Plate.

Simon Greenwood

www.ScaleModelRailways.co.uk

O Gauge Bassett Lowke 4-6-2 Duchess of Montrose no. 6232 Tender Locomotive – After Restoration by Simon Greenwood



Simon Greenwood

www.ScaleModelRailways.co.uk

O Gauge Bassett Lowke 4-6-2 Duchess of Montrose no. 6232 Tender Locomotive – After Restoration by Simon Greenwood

