



Simon Greenwood

www.ScaleModelRailways.co.uk

1½ Inch Scale Allchin 'Royal Chester' Traction Engine

Before Painting by Simon Greenwood



Simon Greenwood

www.ScaleModelRailways.co.uk

1½ Inch Scale Allchin 'Royal Chester' Traction Engine

Painted and lined by Simon Greenwood




Photograph courtesy of S Hodgetts & R Alcock

Simon Greenwood

www.ScaleModelRailways.co.uk

1½ Inch Scale Allchin 'Royal Chester' Traction Engine

Painted and lined by Simon Greenwood




Photograph courtesy of S Hodgetts & R Alcock

Simon Greenwood

www.ScaleModelRailways.co.uk

1½ Inch Scale Allchin 'Royal Chester' Traction Engine

Painted and lined by Simon Greenwood



Photograph courtesy of S Hodgetts & R Alcock